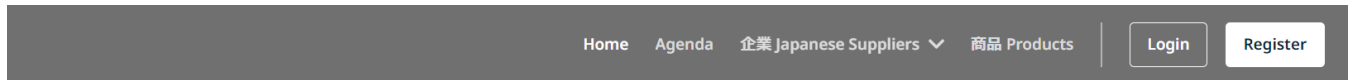


# Japanese Food and Beverage Days - Easy Guide to request meetings

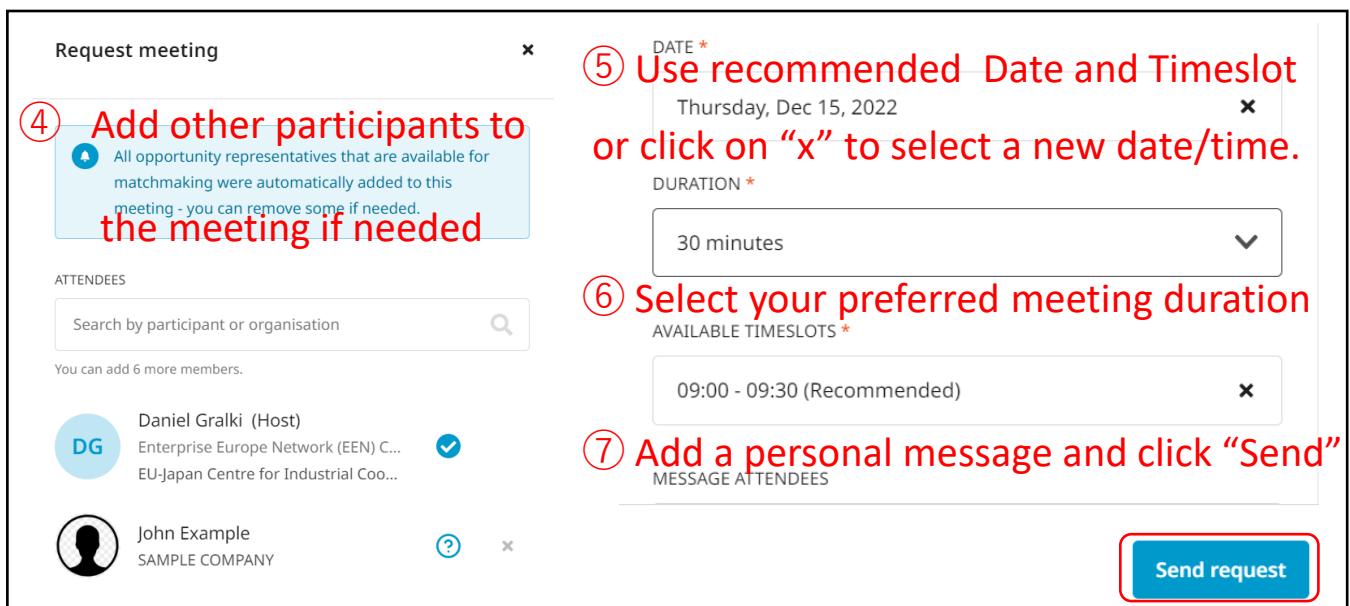
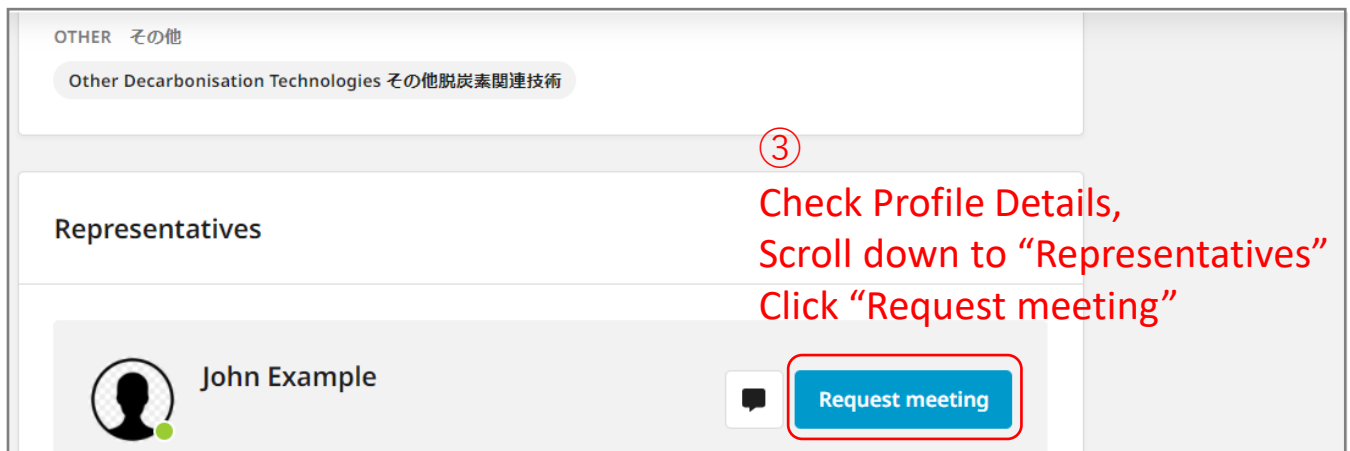
All meetings for this event need to be requested via the online platform in advance  
Here is how to do it:

## First, Login to your account

Don't have an account? [Register](#)



## I a) Request meeting via “Japanese Suppliers” (All companies / Osaka companies)



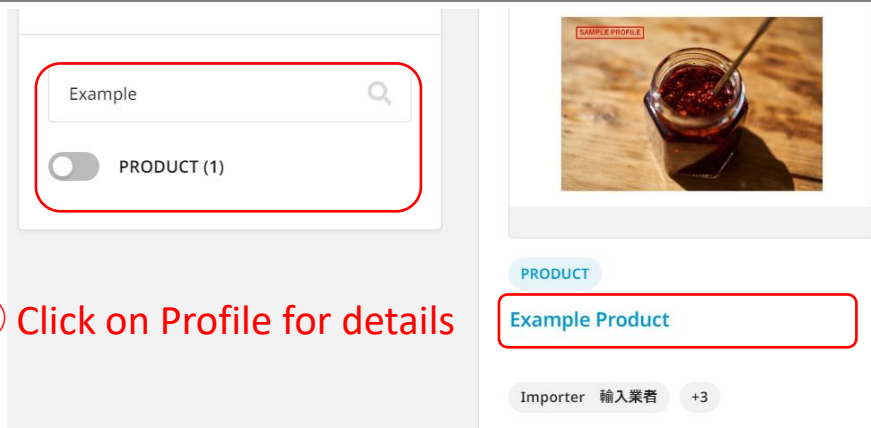
# Japanese Food and Beverage Days - Easy Guide to request meetings

All meetings for this event need to be requested via the online platform in advance  
Here is how to do it:

## I b) Request Meeting via “Products”

① Search for Profile of your interest using Keywords or filters

② Click on Profile for details



PRODUCT

### Example Product

Updated on November 10, 2022



John Example

Send message

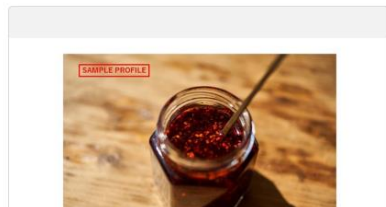
Request meeting

③ Check Profile Details, Click “Request meeting”

This is a sample JAPANESE CONDIMENT description - Chili Oil (Rayu). It refers to general information and its characteristics features etc.

【EXAMPLE】

This is “taberu rayu” form, where it contains bits of crunchy and delicious garlic, ginger, and spring onions. The “taberu rayu” form is a recent invention that took Japan by storm, as it is often slightly less spicy than the liquid version and adds a satisfying bite to any dish, especially plain white rice.



### Request meeting

④ Add other participants to the meeting if needed

All opportunity representatives that are available for matchmaking were automatically added to this meeting - you can remove some if needed.

ATTENDEES

Search by participant or organisation

You can add 6 more members.



Daniel Gralki (Host)  
Enterprise Europe Network (EEN) C...  
EU-Japan Centre for Industrial Coo...



John Example  
SAMPLE COMPANY

⑤ Use recommended Date and Timeslot\* or click on “x” to select a new date/time.

DATE \*  
Thursday, Dec 15, 2022

DURATION \*

30 minutes

⑥ Select your preferred meeting duration

AVAILABLE TIMESLOTS \*

09:00 - 09:30 (Recommended)

⑦ Add a personal message and click “Send”

MESSAGE ATTENDEES

\* Times will be converted into the other party's timezone

Send request

# Japanese Food and Beverage Days - Easy Guide to request meetings

All meetings for this event need to be requested via the online platform in advance  
Here is how to do it:

## ⑧ Confirmation after the message was sent

Request meeting

Meeting requested successfully

We will inform you about responses from the attendees.

🕒 16:00 - 16:45

📅 Monday, November 28

🎥 Online Video Meeting

OK

## II) Wait for confirmation from the other party

### 1:1 Meetings

📷 Camera and microphone test

My meetings

ALL 4 ACCEPTED 1 PENDING 0 CANCELED 3

AVAILABILITY

All times are displayed in your time zone (Asia/Tokyo, currently: 22:41). [Change](#)

## ⑨ Manage all your meetings under [Meetings](#)

➡ Sent requests

DG

Daniel Gralki  
EU-Japan Centre for Industrial C...



John Example  
SAMPLE COMPANY



🕒 16:00 - 16:45

🎥 Online Video Meeting

📅 Monday, November 28

## III) Check your confirmed\* meetings

(\* the time will be selected by the accepting party based on  
both party's [availability](#))

📅 Next meetings

## ⑩ Access the meeting at the indicated time

DG

Daniel Gralki  
EU-Japan Centre for Industrial C...



John Example  
SAMPLE COMPANY



📺 Starts in 9 days



🕒 16:00 - 16:45

🎥 Online Video Meeting

📅 Monday, November 28

⑪ Edit meeting to reschedule if needed

⑫ Invite colleagues or partners to the meeting

✎ Edit meeting

👤 Invite guests  
3

🚫 Cancel