



Registration guideline

# MOBILE World Congress Brokerage Event 2020

#MWCBrokerage

# 0. HOW IT WORKS?

1. **Create and Account.** Registration Deadline is on **February 12th, 2020.**
2. **Complete your profile** with information about your company. Add also information about what you are offering or looking for in the Marketplace section.
3. The organizers will **activate your profile once it is completed** (it needs to have at least one Marketplace)
4. Start **Booking meetings** (asking, accepting or declining meetings) **from January 15th to February 21th, 2020.**
5. Remember the **booking deadline is on February 21th.** Any bookings which haven't been accepted on that date won't be scheduled on your agenda.
6. Check the most updated version of your meetings' schedule through the platform. **It is a live agenda!**
7. **Attend to the Brokerage Event.**
8. After the Event **complete the Feedback survey on the b2match platform.**

Registration

Choose how to proceed and start signing up for the event.

Continue with LinkedIn

Continue with Google

or

mcapdevilap@gencat.cat

Mariona

Capdevila

.....

☒ By signing up, I agree to b2match's [terms of service](#) and [privacy policy](#). I understand that b2match will share my information with event organizer.

Continue with Email

## E-MAIL REGISTRATION

If you choose one of this options be aware that you are **using the e-mail linked** to your LinkedIn or Google account.

We highly recommend you to enter your **corporate e-mail**

**You will receive all the relevant information in the registered e-mail**

## Verify your email

Please follow the link below to verify your email and to proceed with the registration.

Verify email

## CONFIRM YOUR E-MAIL

While you are filling your profile you will receive this e-mail.

Please don't forget to **Verify your e-mail** by clicking in the link received!

# 1. CREATE AN ACCOUNT

#MWCBrokerage

## 2. CHOOSE YOUR TYPE OF PARTICIPATION

### Choose your type of participation

- ☐ **Catalan / Spanish MWC pavilion exhibitor**  
Choose this participation type if you are exhibiting at the Catalan pavilion (Generalitat) or at the Spanish pavilion (Red.es) at MWC venue.
- ☐ **4YFN exhibitor**  
Choose this type if you are exhibiting at 4YFN venue.
- ☐ **Innovation Hunter participant**  
Only for participants explicitly invited as Innovation Hunters at MWC brokerage event.
- ☐ **TechTour participant**  
Only for participants explicitly invited as TechTour participants at MWC brokerage event.
- ☐ **None of the above**

Continue

# 3. PLAN YOUR ATTENDANCE

- Select your availability to have meetings.
- Indicate your availability for Tuesday, Wednesday and Thursday!

## Which session do you want to attend?

☐ Tuesday February 25, 2019 (10am - 12pm)

MATCHMAKING

Time

10:00 - 12:00

☐ Tuesday February 25, 2019 (12pm - 2pm)

MATCHMAKING

Time

12:00 - 14:00

Remember each meeting length is 20 minutes.

☐ Tuesday February 25, 2019 (2pm - 4pm)

MATCHMAKING

Time

14:00 - 16:00

Remember each meeting length is 20 minutes.

☐ Tuesday February 25, 2019 (4pm - 6pm)

MATCHMAKING

Time

16:00 - 18:00

Remember each meeting length is 20 minutes.

Go back

Next day

# 4. COMPLETE YOUR PROFILE

Add your prefix number

**Uploading a picture makes a profile more truthful.**  
And also helps to recognize you on the day of the event 😊

Be sure that you write information that explains in detail:

- what is your company's activity
- the area of expertise

Add your **organization logo**. We will need it in order to promote your innovation challenge/request in our marketing campaigns.

#MWCBrokerage

### Personal Information

First Name \*


Last Name \*

Job Position \*

Phone Number \*

Only the Events Organiser can see your phone number

Profile Picture



Click here to upload a profile picture

Use a picture that gives the attendees a good impression of who you are. No logos or pictures of landscapes please.

### Organisation Information

Organisation Name \*

Organisation Type \*


Company ▼

Website

Organisation description \*

Write a short description about what your organisation does. Keep it short and enjoyable to read.

Organisation Logo



Click here to upload an organisation

Upload your organisation's logo. It will be visible inside your profile.

## 5. COMPLETE YOUR PROFILE

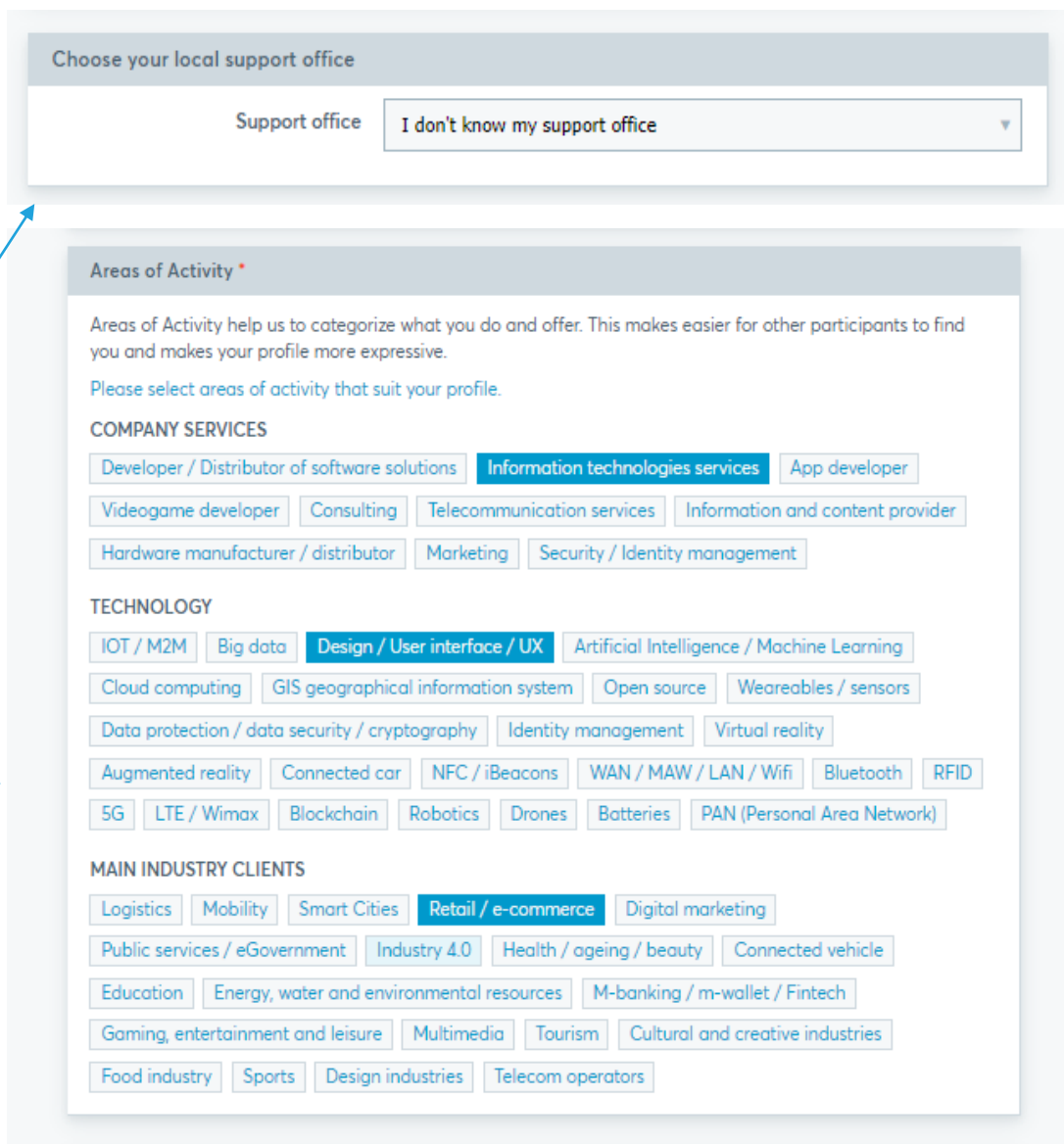
### Select the Support Office from your region.

They will help you with any problem you might encounter during the registration process, booking of meetings and at the Brokerage Event.

Select all the areas of activity that define your business.

These tags will be used by other participants filtering who they want to meet.

So, don't forget to select any important area for your company!



The screenshot shows a web form for completing a profile. At the top, there is a section titled 'Choose your local support office' with a dropdown menu labeled 'Support office' and the option 'I don't know my support office'. Below this is a section titled 'Areas of Activity \*' with a descriptive paragraph and a prompt to select areas of activity. The form is divided into three main categories: 'COMPANY SERVICES', 'TECHNOLOGY', and 'MAIN INDUSTRY CLIENTS'. Each category contains several selectable tags. In the 'COMPANY SERVICES' section, 'Information technologies services' is selected. In the 'TECHNOLOGY' section, 'Design / User interface / UX' is selected. In the 'MAIN INDUSTRY CLIENTS' section, 'Retail / e-commerce' is selected. Two blue arrows point from the text boxes on the left to the 'Support office' dropdown and the 'Areas of Activity' section respectively.

Choose your local support office

Support office I don't know my support office

Areas of Activity \*

Areas of Activity help us to categorize what you do and offer. This makes easier for other participants to find you and makes your profile more expressive.

Please select areas of activity that suit your profile.

**COMPANY SERVICES**

Developer / Distributor of software solutions Information technologies services App developer

Videogame developer Consulting Telecommunication services Information and content provider

Hardware manufacturer / distributor Marketing Security / Identity management

**TECHNOLOGY**

IOT / M2M Big data Design / User interface / UX Artificial Intelligence / Machine Learning

Cloud computing GIS geographical information system Open source Wearables / sensors

Data protection / data security / cryptography Identity management Virtual reality

Augmented reality Connected car NFC / iBeacons WAN / MAW / LAN / Wifi Bluetooth RFID

5G LTE / Wimax Blockchain Robotics Drones Batteries PAN (Personal Area Network)

**MAIN INDUSTRY CLIENTS**

Logistics Mobility Smart Cities Retail / e-commerce Digital marketing

Public services / eGovernment Industry 4.0 Health / ageing / beauty Connected vehicle

Education Energy, water and environmental resources M-banking / m-wallet / Fintech

Gaming, entertainment and leisure Multimedia Tourism Cultural and creative industries

Food industry Sports Design industries Telecom operators

# 6. COMPLETE YOUR PROFILE

**You've successfully signed up for the MWC Brokerage event 2019!**  
You'll receive an email confirmation shortly.  
[Subscribe to calendar](#)

**Your profile is waiting to be activated!**  
Your profile will be visible to other participants as soon as the organiser activates your profile. You will get notified via email.

**Company**  
**Acció**  
My company is the Best

**+ Product**  
Add and describe a product you are offering to your profile.

**+ Service**  
Add and describe a service you are offering to your profile.

**+ Partnership**  
Add this if you are interested in engaging in a partnership with another organization.

**+ Project Cooperation**  
Add a cooperation wish if you are looking for a cooperation partner for your project.

**+ Investment**  
If you are seeking investment create an Investment Opportunity.

**+ Expertise**  
Describe what kind of expertise & Know how you can provide to other participants.

**+ Request**  
Create a request for anything specific you are looking for.

- Congratulations, you have created your profile!
- Just one more step:
- **FILL IN THE MARKETPLACE SECTION!**
- **Your profile will ONLY be activated when this section is also completed.**

## MarketPlace section

**Choose at least one of the following categories** and detail what your company is looking for / offering in the Brokerage event

### MARKETPLACE ITEMS

- **Product:** Add and describe a product you are offering.
- **Service:** Add and describe a service you are offering.
- **Partnership:** Add this if you are interested in engaging in a partnership. Describe the type of partnership. Ex: development, consulting, manufacturing, sales/distribution.
- **Project cooperation:** Add a cooperation if you are looking for a cooperation partner for your project. Ex: Research & development (also for European calls), technical, financing, etc.
- **Investment:** If you are seeking investment
- **Expertise:** Describe your kind of expertise & know-how
- **Request:** Create a request for anything specific you are looking for

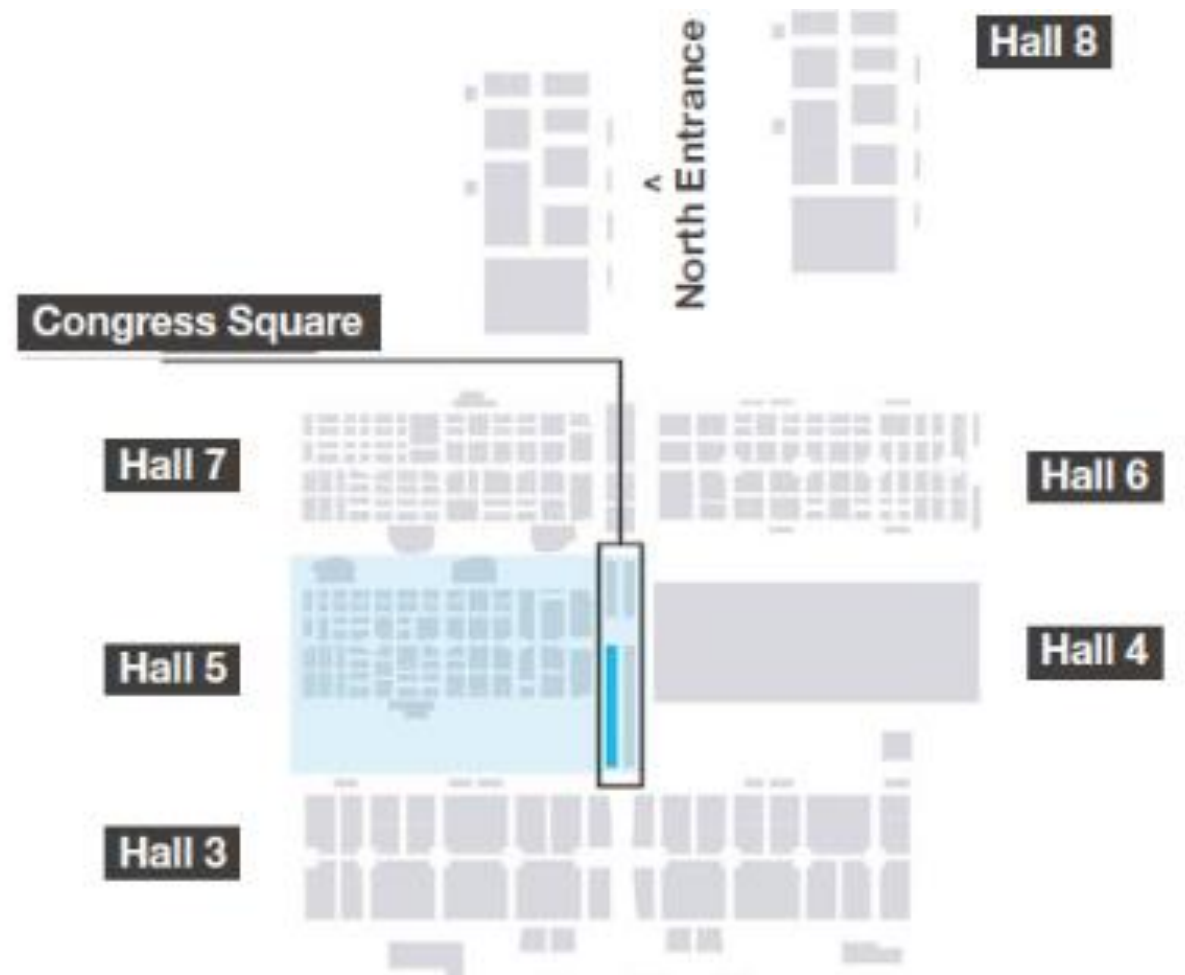
## 7. TERMS OF PARTICIPATION

- **If an unforeseen circumstance comes up and you cannot attend a meeting you must cancel your meetings always** through the platform which will automatically update the agenda alerting the organizers and the involved participants and avoiding any further inconveniences to other participants.
- **Only 1 participant per organization/project is allowed.** Exceptionally, we will allow more than one participant per company if their marketplaces and partnering objectives are clearly different.
- **Don't print your meetings schedule.** Check it in the platform every time to be sure that is the most updated version.

Review our [Terms of participation](#)

## 8. USEFUL INFORMATION

- The Brokerage Event will take place at the Mobile World Congress, at Fira Gran Via in Barcelona.
- Inside of Fira Gran Via, the place where the Brokerage Event will be held is in **Congress Square**, behind the Catalan Pavilion
- **Important deadlines**
  - Registration until **February 12<sup>th</sup>, 2020**
  - The meeting requests period starts on January the 15<sup>th</sup> and will remain open till February the 21<sup>th</sup>.
  - Brokerage event: **25-27th February**



Looking for accommodation?

Find some information [here](#)

## 8. USEFUL INFORMATION

## HOW TO GET THERE?

- **From the airport to the Congress**
  - **By taxi/car:** 12km away (C-31)
- **From the airport to the City Centre**
  - **Aerobus** (A1/A2) every 5 minutes (travel time 35min)
  - **Train** from Terminal 2 every 30 minutes (travel time 18min)
- **From the City Centre to the Congress**
  - **Bus TMB:** Bus lines: 46, 65, 165, H12.
  - **Ferrocarrils de la Generalitat:**
    - Fira Gran Via FGC stop is "Europa/Fira".
    - Lines that stop at "Europa/Fira" station end their journey at "Espanya" station, next to the Montjuic venue (Lines S8, S33, R6, R5, S4)



# CONTACT US!

If you have any questions, do not hesitate to contact us!

@ mwc.accio@gencat.cat

☎ +34 93 551 74 26

🐦 @eencat  
#MWCBrokerage

